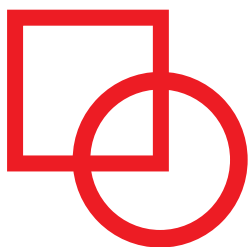
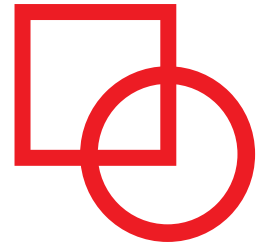





The Northeast Square  
**DANCER**

February  
2012

*Be My  
Valentine*



*“Our Only Excuse For Existence Is To Be Of Service”*

Northeast Square Dancer  
782 Jays Way  
Ringgold GA 30736

[www.squaredance.ws](http://www.squaredance.ws)  
[nsd@squaredance.ws](mailto:nsd@squaredance.ws)  
706-413-0146

Copy 720

Pages 30

Volume 61 - Number 6

February 2012

Publishers and Editors

Ed & Pat Juaire

Contributing Editors

Ed Foote  
Corben Geis  
Phil & Sandie Gatchell


Birgit Maguire  
Jim Mayo  
Paul Moore

Karen Reichardt  
Ken Ritucci  
Tom Rudebock



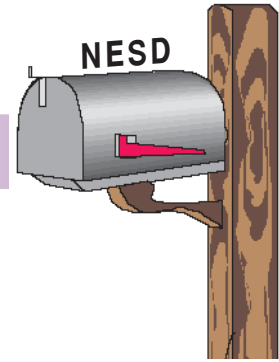
**DEADLINE for AD and NEWS COPY  
for April is February 15**

- 11 By Line - Part 2  
- *Ken Ritucci*
- 30 Cartoon
- 20 Club News  
Riverside Squares
- 15 Comment  
- *Jim Mayo*
- 29 Dances
- 18 Ed Foote
- 3 Letters  
- *Cindy Hutchins*  
- *Sage Swingers*
- 16 Reviewing Round Dances  
- *Phil & Sandie Gatchell*
- 19 RD Of the Month  
- *Birgit Maguire*
- 7 SD Music Review  
- *Tom Rudebock*
- 13 Sew It Goes  
- *Karen Reichardt*
- 30 Workshops



The Northeast Square Dancer Magazine is published by PEJ Enterprises and is available at [www.squaredance.ws](http://www.squaredance.ws).  
All rights reserved. The *Northeast Square Dancer*, *New England Square Dance Caller* and associated logos are copyrighted.

# LETTERS



Dear Ed and Pat,

The SAGE Square and Round Dance Club is one of the largest and most successful square dance clubs in New England. We have reached this position by trying to make our club an enjoyable experience for all.

Consequently, some of the old habits, including the attempt to mimic our Western colleagues in music and dress style have been subject to review. After all, square dancing originated in New England but the New England of today is far removed from the agrarian society that gave birth to square dancing in New England and which spread to other regions of the USA with the migration of New Englanders.

In our opinion, our membership and the pool of potential members will shrivel if we limit our music to the same old country western music in our dances. We have found that contemporary music can be readily adapted to square dancing and provides a freshness that is in stark contrast to the somewhat stale old music that has a nostalgic appeal to the older generations but is meaningless and perhaps boring to newcomers.

Perhaps the reliance on the old music is a reflection of the difficulties in learning new material that many of our veteran callers might fear. However, we submit that the challenge of learning new ways should stimulate these folks and make their calling more exciting to them as well as the dancers.

As to the western dress style, we have found many potential dancers are put off by the insistence on wearing these items. We do not look on square dancing as a costume ball. Rather, we enjoy the dance for its own sake and many of us are more comfortable in our every day clothing.



**France Rouff**  
LINE DANCE LEADER

## **C2 Workshop 7:15 - 9:45 PM Wednesdays**

With two C3A Tips if the floor can do them.  
Donna's basement – 53 Angell Brook Dr, W Boylston

## **Saturday Classes Available - Lawrence, MA**

Organize a square to come and dance at our home.  
Meet one Saturday per month - double sessions.  
Hardwood Floor & Air Conditioned



978-975-2619  
[Caller@AlRouff.com](mailto:Caller@AlRouff.com)



**Al Rouff**  
BASIC thru C3A

## **The Seven Hills Promenaders**

Todd Fellegly calls C1 & C2 on February 25 at 10 Dupont Street - Worcester MA

Visit the 7HP Web Site for details - [www.sevenhills.ws](http://www.sevenhills.ws)



We are not a country and western population -- we are 21<sup>st</sup> century New Englanders. If our women members choose to wear slacks rather than skirts, if our male members choose not to wear a tie, and if weather conditions lead to wearing of shorts and short sleeved shirts, then our dancers will enjoy the dance that much more.

If a woman chooses to dance the man's position or if a man chooses to dance the woman's position, we gladly accommodate and encourage this choice; we welcome these dancers as they often complete a square when other dancers are not available.

Therefore, in the interest of promoting the survival and health of square dancing, we strongly urge the calling community to expand their repertoire to include contemporary music and genres that will appeal to the broader population who might otherwise shun square dancing as a relic of a long dead era.

Thank you for considering our thoughts.

Sincerely,

Cindy Hutchins

President SAGE Swingers Square and Round Dance Club

***Following receipt of Cindy's letter, her comments prompted us to contact several callers and music producers. Here are three of those responses which are representative of most of those responding.***

Hello to all,

Ed & Pat asked me to respond to the letter from Cindy Hutchins, President of the Sage Swingers.

I have long been a fan of the outstanding success that the club has demonstrated. To me it is a validation of the values that made some of the earliest square dance clubs successful several decades ago. The club is committed to making new dancers welcome. The ways in which that is accomplished have changed over these decades as Cindy's letter makes clear. The music and clothing have, indeed, changed and I certainly have no problem with that. Ted Lizotte and others have shown us wonderful ways to use non-traditional music for square dancing. Many groups no longer have a dress code and are happy to welcome all.

My primary concern for the future of the modern club form of square dancing that so many of us have loved is our current insistence that it can only be enjoyed with a large vocabulary of calls. The Sage Swingers have shown that the Mainstream Program offers enough variety for a large, healthy club. Unfortunately, few other clubs have chosen to make use of that wisdom.

*Jim Mayo*

## **How To Contact NESDM**

**nesdm@squaredance.ws**




706-413-0146

NESDM

782 Jays Way

Ringgold GA 30736



## ***And from Rhythm Records -***

Hi guys,

I have read and re-read Cindy's letter and I must say that I pretty much agree with her across the board.

Now, that is with the understanding that any change in ideas must be done in moderation to avoid the "shock" factor. While she, and quite possible a majority of her club members feel as she does, I am certain that there are those who do not. That would be normal. I do feel that we need to update our activity from the points of view such as: Dress code, music and same sex partners. If the caller is properly qualified, then who dances what position should not matter.

Now, to answer the question regarding music, again moderation must be used. I think that, above all, good judgment should be used as well. I, for example, use alternative music for my hoedowns. I do, however, make certain that I use music that maintains the proper rhythm for dancing. I DO NOT use "rap music" under any circumstances due primarily to content.

One of the problems I see is that callers are still using music that they have owned for twenty plus years because they are too frugal (sounds better than cheap) to purchase new music.

Secondly, some of the new music is of such poor quality, it should not be used at all.

Most of the producers that are active today are recording songs that are current and popular on today's market - songs by Lady Antebellum, Lady GaGa, Michael Buble, Taylor Swift, etc. If the callers would invest in some of these tunes and get away from the "Great Speckled Bird" syndrome, I think the dancers would be happy and our activity would be more attractive to newcomers.

Regardless of the producer, I would like to suggest that all callers invest the proceeds from one dance per year (minimum) in new music. I feel they owe that to their dancers.

I can't speak for all of the producers but Rhythm has produced 31 new tunes, none of which have been re-releases in the past three years. Problem is that in 2009 and 2010 I lost an average of \$129.00 per tune due to either 1) callers not buying new music or 2) callers buying the mp3 and sharing with their fellow callers.

Solely because of that, I have gone to the membership program which requires the caller to purchase the year's production in advance and only goes to those callers who join the Rhythm Exclusive program. I still don't make a lot of money but I don't lose money either. So far, our members are very happy with the product and I expect my membership to increase significantly next year because all of our releases are very doable. It is the only way I can continue to produce quality music and stay in business.

The callers who are unhappy with the program are so because they want me to spend \$6,000 on music so they can spend \$6.00 on the one they are willing to buy. Those days are gone forever.

Just my opinion – thanks for asking.

*Wade Driver*  
***Rhythm Records***

***And from ESP -***

Dear Ed & Pat,

Nice to hear from you again. Hope all is well with you and Pat.

I have pondered over how to respond to the letter you sent me from Cindy Hutchins. I want to give her my honest opinion without coming across too hard.

It is my honest opinion that music has absolutely nothing to do with the falling off of square dancing.

Good example was "Let's get rid of petti-coats, krinlins, boots, bowties, etc." This is killing square dancing. This was accomplished, did it revive square dancing? NO.

We now hear "Let's get rid of all the old fashioned music with fiddles, guitars, etc." I even heard one young caller say let's get rid of records and old folks. Guess he expected big crowds at his dance. If either of these were to be accomplished would it revive square dancing? NO.

For the past year the few of us record producers that are left have tried producing various contemporary tunes. My label ESP produced "Hey Soul Sister" a far cry from old fashioned. My friend Bob Elling producer of Riverboat records has a fine collection of contemporary hoe-downs and singing calls.

Do callers buy them? Not enough to pay for the cost of production.

Callers have downloaded songs by Michael Jackson, Kiss, Metallica and several contemporary groups. Has this done anything to revive square dancing? NO.

There are still more dancers that prefer the old smooth ballads than the disco beats with wailing vocals in the background. I personally try to use variety in my programs by using a little of both.

I personally think that if a club is unhappy with the music that their caller uses they should talk to him/her. Tell them to contact Bob, he has some great music. Will it save square dancing? NO.

One point she made puzzled me. She said perhaps reliance on old fashioned music is a reflection on the difficulty in learning new material. I assume that she doesn't realize that the music does not dictate the material used. I can call square thru to Michael Jackson Thriller as easily as I can to "Turkey in the Straw." The problems are not with the music it is with the callers. They don't want to buy new music and they don't want to change.

I would suggest that clubs talk to their caller, tell him/her what you like. Will it revive square dancing???

*Elmer Sheffield*

**ESP**



## **SQUARE DANCE FOUNDATION**

**OF NEW ENGLAND, INC.**



***Invites YOU..... to bring your club....***

**SDFNE's Baldwin Library and Museum in Manchester NH**

**"Discover America's Great Square Dance Heritage"**

**[www.sdfne.org](http://www.sdfne.org)**

**603-623-2692 – Dick Severance**

**781-944-4416 – Anna Dixon**

# SQUARE DANCE MUSIC REVIEW



**TOM RUDEBOCK**

4551 Grafton Rd, Leetonia OH 44431 ~ 330-427-6358

[tomsdcaller@gmail.com](mailto:tomsdcaller@gmail.com)

## TITLE

## ARTIST

**Music Source**      *All CDs and MP3s are recorded in 3 keys, unless otherwise noted.*

### Happy Valentine's Day

#### **Two Dollars**

**Dean Dederman**

#### **Cheyenne ~ CHY 2009 (45, CD, MP3)**

Written and recorded by Eddie Rabbit in 1976. It reached # 3 on the Billboard Hot Country Singles and Tracks. Country swing. Fiddle, steel, harmonica, piano and bass with just enough percussion. Mixed for a full sound. Key change in closer. *Hds (Sds) Swing Thru, Cast Right 3/4, Walk & Dodge, Swing Thru, Cast Right 3/4, Walk & Dodge, Boys Fold, Swing Corner, Promenade.*

#### **Four In The Morning**

#### **Bob Cat ~ BC 506 (CD, MP3)**

**Buddy Weaver**

#### **HH 5132 (45)**

**Tom Perry**

Recorded by Faron Young in 1971. It became a # 1 single on the Billboard Hot country singles. Also covered by Hank Thompson. Steel, guitar, bass, fiddle, piano and drums in a flowing mix. Harmonize the tag lines. *Hds (Sds) Pass Thru, Separate Around 1 to a Line, Tch 1/4, Girls Run, Double Pass Thru, Leaders Trade, Box the Gnat, Pass Thru, Trade By, Swing Corner, Promenade.*

#### **Beautiful Sunday**

**Eric Henerlau**

#### **Blue Star 2553 (CD, MP3)**

It reached # 1 in Germany in 1972 recorded by Daniel Boone. Also recorded by the Bellamy Brothers. Upbeat electronic sound that will be a floor lifter. Try it for patter. *Hds (Sds) Promenade Half, Square Thru, R & L Thru, Pass Thru, Trade By, Tch 1/4, Scoot Back, Swing Corner, Promenade.*

#### **Never Ending Song Of Love**

**Jerry Haag**

#### **Chaparral ~ C 219 (45, CD, MP3) Re-release**

Covered by a multitude of artists including Patty Lovelace, Nat Stuckey, Dickey Lee and Loretta Lynn. Steel, fiddle, harmonica, guitar, bass, electronic keyboard and drums. A toe tapper. Harmonize the tag lines. Key modulations. *Hds (Sds) Square Thru, DoSaDo, Swing Thru, Boys Run, Bend the Line, R & L Thru, Pass the Ocean, Recycle, Swing Corner, Promenade.*

#### **I'm Gonna Climb That Mountain High**

**Gary Shoemake**

#### **Chaparral ~ C 325 (45, CD, MP3) Re-release**

A big hit for Reba McEntire. Guitar, fiddle, banjo, bass, steel and drums. Recorded in a minor key to give it a haunting feel. *Hds (Sds) Promenade Half, Sds (Hds) R & L Thru, Square Thru, DoSaDo, 8 Chain 4, Swing Corner, Promenade.*

**We're From The Country****Mike Huddleston****Cardinal ~ CARD 2038 (CD, MP3) Re-release****Cardinal ~ CAR 38 (45) Re-release**

A Tracy Byrd release. Steel guitar, bass, piano, electronic keyboard and drums. *Hds (Sds) Promenade Half, Square Thru, Tch 1/4, Scoot Back, Boys Run, Pass the Ocean, All 8 Circulate, Swing, Promenade.*

**Desperately****Chuck Veldhuizen****Cheyenne ~ CHY 2008 (CD, MP3)**

A 2003 George Strait release. Steel guitar, acoustic guitar, piano, fiddle, bass and drums. Mid evening relaxer. *Hds (Sds) Square Thru, DoSaDo, Swing Thru, Boys Run, Ferris Wheel, Pass Thru, Square Thru, Swing Corner, Promenade.*

**Wabash Cannonball****Bob Worley****Crown ~ CRC 196 (CD, MP3)**

An American Folk song thought to have originated in the late 19<sup>th</sup> century. Recorded by the Carter Family and Roy Acuff. It is the signature song of several universities. Steel guitar, bass, mandolin, acoustic guitar and drums. Upbeat, toe tapping mix. *Hds (Sds) Promenade Half, Pass Thru, Partner Trade, Square Thru, R & L Thru, Star Thru, Slide Thru, Swing Corner, Promenade.*

**Save The Last Dance For Me****Phil Farmer****Fine Tunes ~ FT 106 (CD, MP3) Re-release**

First recorded in 1960 by the Drifters. It reached # 1 on the U.S. Pop chart, the U.S. R & B Chart and # 2 in the UK. Guitar, bass, piano, electronic keyboard, steel and drums. *Hds (Sds) Square Thru, DoSaDo, Swing Thru, Boys Run, Ferris Wheel, Pass Thru, Tch 1/4, Scoot Back, Swing Corner, Promenade.*

**Chime Bells****Gretna ~ G 12429 (CD, MP3) Re-release****Fred Strang****Top 25316 (45) Re-release****Reath Blickenderfer**

A good release for all the yodelers. Muted horn, banjo, bass, piano and drums. *Hds (Sds) Promenade Half, Pass the Ocean, Extend, Swing Thru, Boys Run, Bend the Line, R & L Thru, Flutterwheel, Slide Thru, Swing, Promenade.*

**I Hit The Ground Crawlin'****J. Morgan****Double M ~ MM 105 (45, CD, MP3) Re-release**

A Tracy Lawrence release. Guitar, piano, electronic keyboard, bass and drums in a full sounding mix. *Hds (Sds) Square Thru, DoSaDo, Swing Thru, Boys Run, Bend the Line, R & L Thru, Pass the Ocean, Boys Cross Fold, Swing Corner, Promenade.*

**From A Jack To A King****Bill Bouknight****Double M ~ MM 108 (45, CD, MP3) Re-release**

A cross over hit for Ned Miller in 1962. Elvis Presley recorded it in 1969 but it did not chart. It was a # 1 single for Ricky Van Shelton in late 1968. Xylophone, steel, piano, guitar, bass, electronic keyboard and drums in an energetic mix. Chases give it a full sound. *Hds (Sds) Square Thru, Swing Thru, Spin the Top, R & L Thru, Square Thru 3, Swing Corner, Promenade.*

**May I****Jimmy Roberson****Platinum ~ PLM 234 (CD, MP3)**

Sax, bass, electronic keyboard, guitar and drums in a rocking mix. Background vocals. *Standard Ferris Wheel figure.*

# NORTHEAST CALLERS SCHOOL

**KEN RITUCCI**  
(CALLERLAB ACCREDITED CALLER COACH)

**NORM POISSON**

SPECIAL GUEST INSTRUCTORS

**JERRY STORY**

(CALLERLAB ACCREDITED CALLER COACH)  
(TEXAS)

**DON MOGER**  
(MONTREAL)

**STEVE KOPMAN**  
(TENNESSEE)

Whether you are presently calling or desire to be a caller,  
this school will help you with your calling career.

- Plenty of microphone time
- Professional assessment of your skills
- Develop a calling career that is best for you
- Understand what it takes to be a leader
- Full CALLERLAB curriculum

**SPACE IS LIMITED**  
**\$375 per Student**

**REGISTER**  
**TODAY!!**

*When:* OCTOBER 4 - 8, 2012

*Where:* Mill-A-Round Dance Center, Manchester, NH

[www.northeastcallerschool.com](http://www.northeastcallerschool.com) for an application and more information.

Or contact Ken Ritucci at 413-734-0591 or e-mail [KENRITUCCI@AOL.COM](mailto:KENRITUCCI@AOL.COM)

**Blue Suede Shoes**

**Shane Greer**

**Quadrille ~ Q 1913 (CD, MP3) Re-release**

A rock & roll standard written and recorded by Carl Perkins in 1955. Also covered by Elvis Presley. Guitar, horns, bass sax, piano and drums in a rock and roll mix.

*Hds (Sds) Promenade Half, R & L Thru, Flutterwheel, Sweep 1/4, Pass Thru, Swing Thru, Spin the Top, Slide Thru, Swing Corner, Promenade.*

**Thank God For You**

**Jerry Story**

**Royal ~ RYL 122 (CD, MP3) Re-release**

Released in 1993 by Sawyer Brown. It reached # 1 on the U.S. Billboard Hot Country Charts and the Canadian RPM Country Charts. Fiddle, steel, piano, guitar, sax, bass and drums. Chases fill out the sound and help push the energy meter up. Key change in closer.

*Hds (Sds) Promenade Half, Square Thru, R & L Thru, Veer Left, Circulate, Ferris Wheel, Pass Thru, Star Thru, Slide Thru, Swing, Promenade.*

**High Cotton**

**Story & Oxendine**

**Royal ~ RYL 306 (CD, MP3) Re-release**

From Alabama's 1989 album Southern Star. This is one of four # 1's from that album.

Rolling banjo, fiddle, guitar, bass and drums. This mix pushes the energy meter near the top. Harmonize the tag lines. Key change in closer. *Hds (Sds) Square Thru, DoSaDo,*

*Swing Thru, Boys Run, Ferris Wheel, Pass Thru, Tch 1/4, Scoot Back, Boys Fold, Girls Turn Thru, Star Thru, Promenade.*

**Let's All Go Down To The River**

**Larry Letson**

**Royal ~ RYL 509 (CD, MP3) Re-release**

A hand clapping Gospel tune that has been covered by Johnny Paycheck, George Jones, B.J. Thomas and others. Piano, banjo, guitar, bass, steel, sax and drums. Key modulations in the break and closer. Lots of energy that will lift the floor. Harmonize the tag lines.

*Hds (Sds) Square Thru, DoSaDo, Swing Thru, Spin the Top, R & L Thru, Roll Away, Star Thru, California Twirl, Swing Corner, Promenade.*



Square and Round Dance music is available from  
**Palomino Records, Inc.** 502-543-1521  
[www.dosado.com/music](http://www.dosado.com/music) - [music@dosado.com](mailto:music@dosado.com)



**I Got A Rock And Roll Heart.**

**Kevin Bersing**

**Solid Gold ~ SG 1011 (CD, MP3)**

Released by Eric Clapton in 1983 it peaked at # 18. Guitar, electronic keyboard, bass, piano and drums. *Hds (Sds) Promenade Half, Sds (Hds) Square Thru, Slide Thru, Load the Boat, Swing, Promenade.*

**Bad Moon Rising**

**Square Tunes ~ ST 1004 (CD, MP3)**

**Jet Roberts**

**MS 138 (45, CD, MP3) Re-release**

**Chuck Bryant**

Written by John Fogerty, recorded by Creedence Clearwater Revival in 1969 It reached # 2 on the U.S. Billboard Hot 100 chart and # 1 on the UK Charts. This song has been recorded by at least 20 different artists in styles ranging from folk to reggae to psychedelic rock. Guitar, piano, banjo, bass, clarinet, and drums in a mix that rolls along. Harmonize the tag lines. *Hds (Sds) Lead Right, Circle to a Line, Tch 1/4, Column Circulate, Boys Run, R & L Thru, Tch 1/4, Split Circulate 2 X's, Swing, Promenade.*

**Hoedowns**

**Hot Brakes / Steel Guitar Rag**

**Blue Star ~ BS 2552 (CD, MP3)**

**Hot Brakes ~ HH 639 (45) Re-release**

**Hot Brakes** features a bass and percussion in a rhythm mix. The vocal track has Buddy Weaver doing Plus choreo. **Steel Guitar Rag** has a guitar, steel, bass and drums in this old standard. Buddy Weaver call Mainstream on the vocal track.

**Rebel Blues / Hold On**

**Quadrille Q 1928 (CD, MP3) Re-release**

**Rebel Blues** has a guitar, bass, electronic keyboard and drums. **Hold On** has a fiddle, banjo, bass, piano and drums. A re-release. Available on CD and MP3.

A shorter list of releases this month but a lot of good quality music. Check it out on your review service. Due deadlines this review is later than the actual releases. Palomino / Handhurst will not be sending out a review in January, so there will not be a review in next months issue.

Until April, next month keep it FUN.

**How To Contact NESDM**

[nesdm@squaredance.ws](mailto:nesdm@squaredance.ws)




706-413-0146

NESDM

782 Jays Way

Ringgold GA 30736



# BY LINE

*KEN RITUCCI*



## CHALLENGING CHANGES THROUGH EDUCATION

*Presented at the 60<sup>th</sup> National Square & Round Dance Convention  
in Detroit Michigan, June 2011.*

*Part 2 - continued from January 2012*

How do we make a better brand? Let's look at Apple again, why are they so successful? Because they also sell an experience. Just walk into an Apple store; everything is in its place. You're presented with amazingly, attractive machines. The packaging is clean and enticing. Their products are simple to use. Although their products are cool looking, what is most important is that they work! Is square dancing working? Do we have an attractive product people want?

Successful companies recognize the need that change is constant if they are to survive in the marketplace. While modern western square dancing needs to change, one of our challenges is that we're not quite sure how to go about change as a whole. Clubs and organizations are out there fighting to keep afloat in their own worlds, but that isn't presenting our "brand" in a unified manner.

I see some organizations around the country that are working together to make their dance experiences work for them. But it isn't enough. Our activity should be re-invented as a whole, not geographically. I see some good things that have emerged over the recent years. The web site [www.you2candance.org](http://www.you2candance.org) is trying to unite our activity for the general public. The Callerlab Foundation has been in existence to help with promotion and education. We now even have a square dance radio station at [www.squaredanceradionetwork.com](http://www.squaredanceradionetwork.com) which is trying to reach the public and educate them about our activity. We have a national magazine, The American Square Dance magazine that every dancer should support because it is the only national publication that tells us what is happening nationally. If ASD goes away, we are left with regional publications, how are they going to unite us nationally?

But what will it take to re-invent our brand so we can survive better in a world that is constantly changing? I know one thing that we need to do is to stop all of the infighting that takes place within our activity, No matter where I go, I hear about clubs, organizations, callers etc fighting with each other. Make no mistake about it; politics can get very ugly within our activity. I can write a book on what I have seen, and that's just among callers. We have an internal power struggle that has destroyed many good clubs and organizations. Ladies and gentlemen, our geographical landscape is shrinking and we are still fighting to see who is going to steer the ship. We need to bottle up our egos and learn that if we cannot educate ourselves to the fact that if we are to survive, we need to work together and put our personal differences aside. I know that is not easy, but it is necessary. Our challenges are coming from both the inside and the outside. How are we to reinvent our brand if we cannot agree among ourselves?

Saint Francis of Assisi, realizing what he must do to make things right with himself and before God, stripped himself completely naked in the town square and vowed to start

anew. In a sense, he was “re-branding” himself. Are we, as an activity, ready to “strip naked” our beliefs and desires in order to come together to make a new brand?

Someone once said “You can’t build for the future using yesterday’s tools.” I believe that if we really want our beloved activity to be better than what it currently is, we need to be prepared to do the work

I am fully aware that any type of promotion takes money, which has always been a sore subject within our activity. There has been an age-old argument whether we are a hobby, a recreational activity or a business. For many people, it is a business. Just ask any of the shops who are here this weekend, and they will tell you it is a business. Callers who call full time consider square dancing a business. But the majority, callers, cuers, dancers would consider this a hobby. And that is another challenge we have. We are trying to keep the same brand of product, i.e. dancing, that we have had for over 60 years. But we are working on a shoe string budget because it is very difficult to raise serious money for promotion. I don’t see that changing anytime soon.

However, I do believe we can raise more money nationally if not globally if we can educate ourselves to better utilize our resources. Our resources are ourselves. I don’t have this answer, but how many marketing people, how many fund raising experts, how many professionals who work in corporations do we have around this country dancing in clubs that we have not reached out to for help? This is what they do everyday in their jobs. How about dancers who are retired from their jobs that might know someone who might know someone who might know someone.

There is an old saying, “If you always do what you have always done, you’ll always get what you always got.” It is time for a brand change, and even though the odds are stacked against us in this day and age with technology moving at the speed of light, we can still make our brand better and more noticeable.

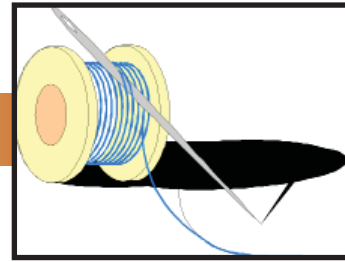
Personally I would love to see an organization put together, perhaps a new organization, solely for the purpose of fixing our brand, it should be international. I would charge this group with raising money; I do not envision it being made up of delegates from our existing organizations, USDA, NEC, CALLERLAB, ROUNDALAB etc. I want a working committee of dedicated individuals who are so in love with this activity that they will spend their time and money (if possible) to get together and draw up blueprints for a new brand. I would let that organization run itself and report to no one. This organization would not be for the faint of heart, it would require real work, our activity is no different than most businesses, we hold too many meetings and all that happens is a lot of talk.

The time for talk is over with. We aren’t going back to the glory days of the 60’s, 70’s and 80’s where we had huge crowds etc. But we can have a better and more viable product. A product for today.

The task before us is great, clubs are closing, the dance population is diminishing, and we are losing callers and cuers. We need new blood within the dance population as well as the calling and cuing population. I firmly believe we have the educated resources within our activity to come up with some solutions. Too many times we throw all the responsibility back on CALLERLAB or some other organization. There isn’t one organization alone that can deal with our issue. I believe it is time for a new direction, one which will ensure our brand will be more accessible to the public. We need a breath of fresh air. I don’t have all of these answers, and neither do you, but collectively, we can turn this around.

*Continued next month.*

# SEW IT GOES



**KAREN REICHARDT**

[WWW.SQUAREDANCESEWING.COM](http://WWW.SQUAREDANCESEWING.COM)

[DKREICHARDT@GMAIL.COM](mailto:DKREICHARDT@GMAIL.COM)

## Fluffy Fleece Fabric

There are many different types of fleece fabric. Some are very thin and light for undergarments and others are very heavy with a water repellent surface treatments that are designed mountain climbing. All colors and a wide range of thicknesses and surface treatments are found in fleece. It is usually polyester but it can be blended with other fibers.

Pre washing of fleece fabric is not necessary because it does not shrink or bleed. Launder fleece garments inside out with similar garments. Use cold water with powdered laundry detergent on a gentle cycle. Liquid laundry detergents can effect the moisture wicking and water repellent properties of fleece fabric. Do not use bleach, fabric softeners or dryer sheets. Tumble dry for short time on a low setting. Over drying will shorten the life of the garment. The best way to dry is to shake out and hang up. Do not dry clean.

Never press fleece, it will melt. If it needs a bit of touch up try steaming the garment and use a clothes brush to revive the nap. Use a clothes shaver or a sweater comb to remove the 'pills' that form on the outside where the fleece rubs. Especially in places like the under arms.

It is often hard to tell the right side from the wrong side of a fleece fabric. Look closely at each side. The better looking side is the outside. Looking at the edge you may see that one side is thinner than the other. The thinner side is the outside. If you can't decide from those tips just choose one side of the fabric as the outside and be consistent. Mark the inside of each piece with a small piece of blue painters tape. This tape will not leave goo on the fabric. Mark the notches and other construction points with a fabric marker on the inside. Do not try to clip the notches because the clips will be difficult to locate. On pieces like pockets there it is difficult to tell the top from the bottom always mark the top edge.

Always choose patterns with simple lines. There are many patterns that are designed just for fleece. When laying out a pattern on fleece use a 'with nap' layout. Make very sure that all of the pieces, even the little ones, are going the same way. If the nap is running in different directions the pieces will appear to be different colors. Pin with quilters pins. They are extra long and have big plastic heads so they don't get lost in the nap of the fabric. When cutting out the pattern use a 45 or 60 mm rotary blade cutter. This will be much easier on your hands than cutting with scissors. Polyester is very tough and it dulls rotary blades, scissors and needles faster than other type of fabrics.

## **CLAUDIA'S Western Shoppe**

60 Leamy Street, Gardner MA 01440 (off Rte 101)

Need Us?? Call Us!!

877-773-2623


E-mail: [claudiasws@hotmail.com](mailto:claudiasws@hotmail.com)

*The 'Ultimate' Square Dance Apparel Shop!*

[www.claudiasws.com](http://www.claudiasws.com)

# New Children's book by Corben Geis THE MASCOT WITH THE ASCOT

Bryce is a sports mascot that loves to play dress up. The only problem is he needs some fashion advice; sadly, madly and badly. Follow along as Bryce searches for the perfect costume that really brings out his character.



Written & Illustrated by  
Cory Benjamin Geisbauer  
aka Corben Geis



Cartoonist, columnist  
& caller from Bow & Swing  
American Square Dance,  
and Northeast Square Dancer  
magazines has just released his  
first 'official' children's book  
for your kids and grandkids,

"After playing a sports mascot for  
a minor league baseball team  
for nearly 10 seasons, I have  
finally finished my first  
kids book about a funny mascot.  
I hope you enjoy it!" -Cory G.

For autographed copies with  
original artwork drawings  
inquire at [www.corbengeis.com](http://www.corbengeis.com)

Follow on Twitter @MascotWithAscot  
LIKE the Facebook Page *The Mascot with the Ascot*

Available at [www.mascotbooks.com](http://www.mascotbooks.com)

The edges of fleece fabric do not have to be finished. It does not ravel. It can be dressed up with pinking shears or a wavy blade rotary cutter for a decorative effect. Fleece seam binding (Wright's) or regular cloth seam binding can be used to cover up the exposed edges. Some people like to work a blanket stitch, or other decorative stitch, around the edges either by machine or hand stitching.

When you begin sewing insert a new needle, Universal 90 is a good choice to start with. Set the stitch length at 4 mm or 8-10 spi. A too short stitch length will cause the fleece to stretch. Thread the machine with a good quality polyester thread and practice on scraps before starting the garment. If the stitching is not looking right try a stretch or ball point needle. If the fabric is very thick lighten the presser foot pressure. The instructions are in your sewing machine manual. Reducing the thread tension may also help the stitch quality.

The information presented here is very basic. The absolute expert on all types of fleece is Nancy Cornwell. Her books *Adventures with Polarfleece*, *More Polarfleece Adventures* and *Polar Magic* have all of the answers to any sewing problems concerning fleece fabric. In addition they contain hundreds of suggestions and ideas for fleece garments and projects. These books are easy to read and a great addition to your sewing library.

Make a fleece cape to wear with your square dance outfits. It will keep you toasty warm without crushing your ruffles or mashing your skirts. A long cape in your club colors will make a great entrance at the next dance. There will be patterns for and examples of different types of fleece capes at the 61<sup>st</sup> National Square Dance Convention in Spokane. Stop by the Sewing Studio to see the many displays and new patterns to trace.

# COMMENT



*JIM MAYO*

Last month I wrote about the Brasstown, NC weekend I had just completed. Many videos from that event can now be seen on the web at [www.youtube.com/user/SquareDanceHistory](http://www.youtube.com/user/SquareDanceHistory).

My niece looked at one of those and sent me a video of her daughter doing square dancing in her school. At a recent family gathering we were discussing square dancing and she said that it looked like a lot of fun. She asked if I knew where they could learn in the Chicago area.

I realized that it would probably be next fall before they could get into a class and that it might not be very near where they live. Then I remembered that I had a whole 26 lesson class in MP3 format on file at the SDFNE. I made the tapes in the early 1960's and they were used by a former student to start the Mid-Ocean Promenaders club in Bermuda. I suggested that she could use them with three couples of friends (or daughters) to learn a lot of modern square dancing in their own home. She was enthusiastic and took the whole set (almost 2 gigabytes) home with her. I will be very interested to hear whether that really happens.

Since I gave her the set I have wondered about the difference between what they include and what we teach in classes today. One obvious difference I could identify was three calls that are no longer used in our Mainstream program. They are Cross Trail which has moved to the Advanced program, and Substitute and Dixie Chain which have both gone away. Learning them in a home program would certainly not be a problem.

The more striking difference between then and now is the thoroughness of my teaching. I used 26 lessons to teach what essentially is today's Basic program – 51 calls. I taught many fewer calls in a class that was longer than most of today's Mainstream classes. For my niece in an isolated situation, away from the MWSD club scene, the fact they haven't learned as many calls won't matter. They will have learned the ones they did much more thoroughly than today's dancers do.

It's interesting to listen to those tapes again and hear how much more we did with the limited call vocabulary we were using then. Do we really think that the extended call vocabulary has made square dancing more fun?

## **Please Help**

The Sewing Area needs people to volunteer for 2 hour shifts during the 2012 National. This would be helping at the tracing tables, working the repair station, and assisting with the set up and handouts during the seminars. There will also be Make & Take craft sessions that need assistance. Instructions and supplies will be provided.

Check out - [www.SquareDanceSewing.com](http://www.SquareDanceSewing.com) - for more information about the book, *Make&Takes*, seminars and patterns that will be at the Convention.

# REVIEWING ROUND DANCES

**PHIL & SANDIE GATCHELL**

11 Canterbury Road, Woburn MA 01801

[Phil\\_Gatchell@comcast.net](mailto:Phil_Gatchell@comcast.net)



*Yes this is February and we have some Christmas Round Dances included below. I need to get the cue sheets in October to be included in the December review, but you can save them for next year or use them in July.*

## **TWO STEP ROUND THE CHRISTMAS TREE by JL and Linda Pelton**

Phase 2 Two Step; available from Amazon. More country music that has a good beat; recommended speed is down 9% on a CD player or 41 on Dance Master. Travelling Box, forward two steps, turning two steps, face to face and back to back, basketball turn, circle away and strut together, solo left turning box, scissors, side two steps, progressive scissors, forward lock twice, hitches, broken box, side touches and stomp 3 times.

## **DONDE ESTA SANTA CLAUS by Al and Martha Wolff**

Phase 3 + 2 (Alemana, Peek-A-Boo Chase) Cha; available from Amazon. Music is a vintage kids song from the 1930's to 1950's. Circle away and together, basic, New Yorker, spot turn alemana, lariat, fence line, crabwalks, peek-a-boo chase – double and break back to open.

## **LET'S CHASE EACH OTHER by Don and Linda Hichman**

Phase 2 + 1 (Fishtail) Two Step; available from Amazon. This is traditional country music from Merle Haggard and it makes a pleasant dance. Travelling box, forward two steps, hitch, circle away and strut together, broken box, scissors, turning two steps, figure 8, face to face and back to back, progressive scissors, fishtail, lace over and back, skate left and right and back away 6 and kick.

## **NO NEWS IS GOOD NEWS by Ron and Georgine Woolcock**

Phase 2 Waltz; available from Amazon and iTunes. This is easy music to dance to and a pretty dance. Left turning box ½, forward waltz, drift apart, through twinkles, left turns, waltz away, pick-up, progressive box, vine 3, canter, back waltz, back draw touch, sway left and right, left turning box, dip back and hold.

## **SOMOS by Barry and Bobbie Bartlette**

Phase 3 Rumba; available from iTunes. Good rumba music with a vocal. Fence lines, spot turn, time steps, hand to hand, cucaracha, basic, whip, shoulder to shoulder, open break, crab walks, break back to open, progressive walks, sliding door, “peek-a-boo” chase starting in tandem line of dance (cued out to keep it a phase 3), side closes and side corte.

## **WITH OUR COMPLIMENTS by Phil and Sandie Gatchell**

Phase 3 + 2 (Diamond Turn, Weave) Waltz; available from Casa Musica. This is a re-write of our phase 4 + 1 waltz done to the same music. Diamond turn, left turns, box, whisk, through and chasse - semi, forward-forward/lock-forward, forward waltzes, progressive box, hover, left turning box, weave, maneuver, impetus, hover fallaway, slip pivot, ½ box, left turn and chair.

*Nothing creates a firmer belief in heredity than having a good-looking child.*

### **IT SHOULD HAVE BEEN EASY by Gus and Lynn DeFore**

Phase 4 + 1 (Stop and Go Hockey Stick) +2 (Cross Lunge, 1/2 Basic and Wrap to a Fan) Rumba; available from Amazon and iTunes. This is a sweet sounding Anne Murray song. Time and spot, spot and time, basic, fan, hockey stick, alemana, shoulder to shoulder, flirt, sweethearts, lariat in 9, ½ basic and wrap – to a fan, stop and go hockey stick – with a cross lunge, cross body, sidewalks and sway apart.

### **PAPA NOEL by Nick and Nancy Snell**

Originally released in 1991, Phase 4 Jive and One Step; available on MCA 65027 and Amazon. Jive walks, triples, swivel walk, chasse left and right, fallaway throwaway, link rock, windmills, pat-a-cake chase, right side pass, underarm turn, diamond turn and right turning fallaway.

### **WHAY NOW MY LOVE by Howard and Anna Hoffman**

Phase 4 Cha Cha; available from Amazon. This is really good music. Basic, fence line, aida, switch rock, spot turn, alemana, travelling doors, vine, sliding doors, circle away and together, fan, hockey stick, New Yorker, hand to hand, sand steps, chase with a double peek-a-boo, shoulder to shoulder, and step apart.

### **WHEN A MAN LOVES A WOMAN by Russ and Judy Francis**

Phase 4 + 1 (Hinge) Waltz; available from Amazon. Box finish, diamond turn, forward waltz, maneuver, spin turn, cross hovers, chair-recover-slip, telemark, impetus, weave, whisk, hover corte, back whisk, side canter, through and chasse, forward-forward/lock-forward, in and out runs, sway left and right, slow hinge and hold.

### **YOU'RE THE WANT I WANT by Russ and Judy Francis**

Phase 4 + 2 (Open Hip Twist, Double Cubans) Cha Cha; available from Amazon. This is your kind of music if you are a "Grease" fan. Skate together in 4, New Yorker in 4, open hip twist, fan, hockey stick, New Yorker, spot turn, aida, open break, whip and twirl, hand to hand, quick merengue, chase with a peek-a-boo, double Cubans, shoulder to shoulder, left hand star and umbrella turn.

### **COULD IT BE MAGIC by Russ and Judy Francis**

Phase 5 Foxtrot; available from Amazon. Very pretty instrumental music makes for easy dancing. Sway left and right, diamond turn, quick diamond 4, reverse turn, hover, natural hover cross, whisk, reverse wave, outside change, forward run 2, ½ natural, closed impetus, feather finish, hover corte, back whisk, in and out runs, weave, curved feather, back three step, hover fallaway, slip pivot, promenade weave, chair-recover-slip and promenade sway.

### **YOURS by Tom Hicks**

Phase 5 Two Step, Foxtrot and Calypso (Jive); available on MCA 60148 and Amazon. Sway left and right, tree step, maneuver, hesitation change, hover cross, closed telemark, natural weave, reverse wave, impetus, weave, top spin, feather, change of direction, outside swivel, change right to left and left to right, vine, maneuver, pivot 2, walk 2, solo turn in 6, fishtail, hitch, progressive scissors, turning two step, side two step, box, roll across, roll 3, rock 3, breakaways, vine 4, pivot 2 walk 2 and step apart.

**We only review those dances that have readily available music. Enjoy these dances and remember to LISTEN to the music before you buy it – it may not be your style.**

Anyone wishing to have their dance reviewed should e-mail a FULL cue sheet and an mp3 of the music (cued if possible) to Phil and Sandie at [Phil\\_Gatchell@comcast.net](mailto:Phil_Gatchell@comcast.net).



## BANNER STEALING HOW TO MAKE IT EXCITING

I call regularly in Northern New Jersey and am always impressed with how clubs steal banners there. When a club steals a banner or retrieves one, the host club will introduce the raiding club halfway through the dance. Dancers from the raiding club will march into the hall to music (they bring their own record or have the caller select one), holding their club banner, and will do a brief choreographed routine, lasting about 45 seconds. The routine is similar to what a college marching band would do, but far less complicated.

For example, the dancers may march into the room in columns, then separate and make new columns; or they may march in and form an arch at the front of the hall and the rest of the dancers go under the arch; or they may march into the room in columns and then form lines. The dancers finish facing the audience, are given the banner, and they march out to the music. Total time is about 2 minutes from start to finish.

No rehearsal is required. Club members who have done this before will explain the routine to new people just prior to marching in, and then will use hand signals to direct everyone as they march. Sometimes a group will make up a new routine on the spot. The overall feeling is one of excitement. The audience enjoys watching as much as the raiding club enjoys performing.

Contrast this with a dance I called in another state that is typical of what happens most places. During announcements the president said: "XYZ club is stealing our banner - someone come up and get it." The person walked forward, got the banner, and walked back to their seat. That was it!

Which procedure do you think creates excitement and fun and encourages clubs to go on banner raids? All clubs and federations would benefit from using the Northern New Jersey method, because the likely result would be an upsurge in interest in banner raids.



## ***TOM RUDEBOCK***

Available to call in New England

Call for dates and rates 330-427-6358

or email [tomsdcaller@gmail.com](mailto:tomsdcaller@gmail.com)



*Ant*  
*A small insect which is always at*  
*work but still finds time to go to picnics.*

**I'M GONNA SIT RIGHT DOWN**

COMPOSERS: David & Carol Anderson  
274 W 500 S  
Veedersburg IN 47987  
[davidcarolanderson@gmail.com](mailto:davidcarolanderson@gmail.com)

MUSIC: "I'm Gonna Sit Right Down and Write Myself a Letter"  
by Billy Williams (downloadable) MCA-60083

SPEED: As recorded

FOOTWORK: Opposite unless noted

PHASE: 2+1 (strolling vine)

SEQUENCE: INTRO, A, B, A, B, C, D, C, D, END

RHYTHM: Two Step

**INTRO**

1 - 8 WAIT; WLK & PU;

**A**

1 - 4 2 FWD TWO STEPS;; SCIS SCAR; WLK OUT 2;

5 - 8 SCIS BJO; WLK IN 2; FWD HITCH 3; HITCH/SCIS TO SCP;

**B**

1 - 4 STROLLING VINE;;;;

5 - 8 CIRCLE AWAY 2 TWO STEPS;; STRUT TOG 4 w/ PU;;

**C**

1 - 4 SD TWO STEP w/ KNEE TWICE;; STEP KICK TWICE; AWAY KICK, FC, TCH;

5 - 8 SD TWO STEP w/ KNEE TWICE;; STEP KICK TWICE; AWAY KICK, FC, TCH;

**D**

1-4 FC to FC; BK to BK; BASKETBALL TURN;;

5 - 8 2 TURNING TWO STEPS;; TWIRL 2; WALK 2;

**ENDING**

1 - 6 STROLLING VINE;;;; SD TWO STEP w/ KNEE; REC w/ JAZZ HANDS;

For full cue-sheet please send self addressed, stamped envelope to:  
**Birgit Maguire, PO Box 260, Holbrook MA 02343**

*Living in the past has one thing in its favor -- it's cheaper.*

# CLUB NEWS

## RIVERSIDE SQUARES, Danvers, MA

*By Peter and Anne Schwind*

Riverside Squares had a great dance in December with Jay Siva calling and Jo Yakimowski cueing. With Baldwin Apples, Single Squares and Heel & Toe all raiding. Calvary Hall was full of happy dancers. Join us at Calvary Church in Danvers, MA, usually on the 1<sup>st</sup> Saturday of the month (except in February, March & April).



Jay Silva



Jo Yakimowski

Our new class, for MAINSTREAM starts with a FREE NIGHT with soup & chili on January 25<sup>th</sup>. The response to our classes has been great this year with over 10 dancers completing our fall class. Please encourage anyone you know to join us on Wednesday evenings at 7:00 PM. We are looking forward to honoring Barbara Strong at our March dance.

After 33 years of contributions to round dancing, cueing, and teaching, she has announced her retirement at the end of March. We hope those of you who learned from Barbara and have enjoyed her cueing over the years will join us.



Riverside Squares Holiday Cheer Dance

**Send us your club news.**


**E-mail the info to**

**[nesdm@squaredance.ws](mailto:nesdm@squaredance.ws)**



706-413-0146

NESDM  
782 Jays Way  
Ringgold GA 30736



# MASSACHUSETTS



## ROUND DANCE WITH BIRGIT & RICHARD MAGUIRE

Tuesdays at the Hayloft Barn, Sturbridge MA

7:00 – 8:30 pm, Rhumba Phase 3 & 4

8:30 – 10:00 pm, All Rhythms - Phase 4 & 5

Sat 11 ~ Tech Squares, Cambridge MA

17- 19 ~ Round Dance Weekend, Ph 3-4, Hayloft Barn, Sturbridge MA  
with Jerry & Bonnie Callen, Canada, & Birgit & Richard Maguire

For rates and dates call Birgit or Richard Maguire ~ 508-584-0584 ~ [www.breasyrounds.com](http://www.breasyrounds.com)

## Fairs 'n Squares



### Red and White Class Ball

Saturday, February 18 ~ 8:00-10:30 pm ~ CLASS

BRUCE McCUE - *Calling* ~ SCOTT COHEN - *Cuing*

Ellison Hall behind Plymouth Church

87 Edgell Rd - Framingham Center - just north of route 9

Thursdays - New Dancer Instructions at 7:30 pm - Club Workshop at 9:00

President: 508-877-1697 ~ Travel: 508-435-4263 ~ [www.fairsnsquares.com](http://www.fairsnsquares.com)



## SUTTON COUNTRY SQUARES

Sutton High School, 383 Boston Rd., Sutton, MA

Saturday, February 11 ~ 8 to 10:30pm ~ MS & PL

MATT McGOVERN KATHY REARDON

BANNER Info: 508-835-4560 Please call if you need more info.



## Merit Badge

### Century Club Book

\$2.75 plus \$1.00 postage

PO Box 57, Westfield, MA 01086

413-848-2243

[TheCenturyClub@AOL.COM](mailto:TheCenturyClub@AOL.COM)

Century Club



## Join Today!

Bring your  
Century Club Book  
when traveling to  
any square dance.

*It's good to have an open mind if you know what to let in.*

# STURBRIDGE STAMPEDE

PLUS MINI WEEKEND  
SPECIAL A2 SESSION

JUNE 8 & 9, 2012



**KEN RITUCCI**  
(MASSACHUSETTS)



**JET ROBERTS**  
(CALIFORNIA)

## Our Great Dance Sessions

### Schedule:

Friday	7:30 - 10:00 PM	Plus Dance
Saturday	10:00 - Noon	A2 Dance
	2:00 PM - 4:15 PM	Plus Workshop
	7:30 - 10:00 PM	Plus Dance

**COST: \$11.00/PP ~ \$66.00/COUPLE FOR ANY 3 SESSIONS**  
**\$88.00/COUPLE FOR ALL 4 SESSIONS**  
**\$25.00/ COUPLE FOR ONE DANCE SESSION**

**\*\*ROUNDS WITH ROY AND JANET WILLIAMS\*\***



**HAYLOFT BARN**  
232 Podunk Road  
Sturbridge, MA



Download the complete flyer at [www.squaredance.ws/flyers/KRSS2012.pdf](http://www.squaredance.ws/flyers/KRSS2012.pdf)

*People who get down to brass tacks usually rise rapidly.*



**Don Bachelder**  
*Square Dance Caller*

134 Gill Road  
Bernardston, MA 01337  
(413) 648-3003  
E-mail: donbachelder@comcast.net

Basic Instruction thru Advanced Club Levels  
Fun Nights & Weekends

Caller & Instructor since 1984. Mainstream thru A2  
Wed - Monadnock Squares ~ Thursday Bradford Country Squares

Will Travel Weekends

Memorial Weekend M/P w/Carol Stuart ~ Boothbay, Maine  
June 22-24 Plus w/Ralph Peacock, Horseshoe Acres, Andover VT

Call for rates and dates for your events!



# SQUARE RIGGERS

SQUARE DANCE CLUB, INC. *Founded 1965*

Mail: PO Box 434, Natick MA 01760

**Yankee Clipper Recipient Award 2005**

## VALENTINE'S DANCE

Friday, February 17 ~ MS/PL ~ DANCING 8 to 10:30 pm

**CHARLIE TRAPP** ☐ **PHIL GATCHELL** ○

Dance held at the First Parish Church of Westwood United Church  
340 Clapboardtree Street in Westwood, MA.

### Tuesday Nights

ROUND DANCE WORKSHOP ~ 7:00 - 8:00 ~ BEGINNER CLASSES ~ 8:00 - 9:00  
PLUS CLASS / WORKSHOP ~ 9:00 - 10:00

Natick First Baptist Church - 13 Common Street, Natick Square  
Entrance door on School Street opposite the Post Office

CLUB: 781-821-0502 or 781-237-1055

[www.squareriggers.freeservers.com](http://www.squareriggers.freeservers.com)

### GREAT PLAIN SQUARES

Carter Memorial Church  
800 Highland Avenue  
Needham MA

Wednesdays  
7:00-8:15 Square Dance Class  
8:15 - 10:00 Plus with Rounds  
Information: 781-801-0725

[www.GreatPlainSquares.org](http://www.GreatPlainSquares.org)

### Great Plain Squares - The Place to Dance in 2012

Come dance with us  
every Wednesday.

Dance some plus then  
dance some fast-track.

Our Caller and Cuers  
Bob Butler  
Phil Gatchell, Scott Cohen

**Snowflake Ball**

**Class Level**

**February 4**

**Caller: Bob Butler**

**Cuer: Bernadette Porter**

Check [www.GreatPlainSquares.org](http://www.GreatPlainSquares.org) for details

*The nice thing about college education  
is that it enables us  
to worry about things all over the world.*

**22<sup>ND</sup> ANNUAL TUMBLING LEAVES FESTIVAL**  
 "ALL ROADS LEAD TO BENNINGTON COLLEGE, BENNINGTON VT"  
**OCTOBER 19, 20 & 21**

**CALLERS: RED BATES, RANDY DOUGHERTY, BILL HARRISON  
 TIM MARRINER, JOHN MARSHALL & KEN RITUCCI**

**CUERS; RALPH & JOAN COLLIPI ~ STEVE & IRENE BRADT**  
**5 HALLS: NEW!!! MAINSTREAM THRU C-2 MANY PACKAGES TO SELECT FROM**

For information, call or write: Red Bates ~ [redbates@juno.com](mailto:redbates@juno.com) ~ 941-223-0987 (cell)

November - May: 941-282-0481  
 5134 Latham Ter, Port Charlotte FL 33981

June - October: 207-864-2524  
 PO Box 1197, Rangeley ME 04970

**SQUARE WHEELERS Inc.**

PO Box 695, Acton, MA 01720-0695

Presidents: Brigid & Werner Menzi 978-897-9409

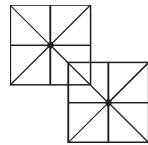
Banner: Bud & Marie Medeiros 978-486-3015

★★★ February ~ Dancing 7:30 - 10:00 pm ★★★

Fri 10 Alt MS/PL

Jim Schell

Anna MacDougall



Acton - Boxborough Public Schools Administration Building  
 36 Charter Road, Acton MA

\*\*\* Dance automatically cancelled by no-school notice \*\*\*

**The HAYLOFT STEPPERS**

PODUNK ROAD - STURBRIDGE, MA 01566

HOME OF THE FLOATING FLOOR ® Off Route 49



Square Dancing in FEBRUARY **Saturday** ~ 8 - 10:30 pm ~ MS & PL

4 DARRELL SPRAGUE / GENE KING - Hot Chocolate

25 LENNY STRATTON / HARRIETT CLARKE - Cherry Pie

**Sunday A-1** Dance ~ 2 - 4:30 pm - no rounds

19 BILL MAGER

A BANNER CLUB

Info: 413-967-9048

[www.hayloftsteppers.org](http://www.hayloftsteppers.org)

**RENT THE BARN ~ Contact Richard Eckert ~ 413-967-9048 ~ [wingzero112@gmail.com](mailto:wingzero112@gmail.com)**

*Majestic Badge*  
 PLEASE MAKE A NOTE OF  
 OUR NEW MAILING ADDRESS

16 Rear Elm Street  
 Peabody, MA 01960

Phone 781-592-8890 fax 781-598-6270

Email: [majestic.badge@verizon.net](mailto:majestic.badge@verizon.net)

*Specializing in custom club badges*

ALSO AVAILABLE: Over 250 Fun Dangles & Special Dangles made to specifications.

# NEW HAMPSHIRE

## Happy Time Squares



*Valentines Dance!*  
*February 11, 2012*

**8:00 - 10:30pm**

**Early Rounds at 7:30 \* Mainstream w/Plus Tips**

*Caller*  
*Walt Bull* \* *Barbara Horlor*  
*Cuer*

*KING & QUEEN OF HEARTS CROWNED WITH CHAMPAGNE TOAST!*

**Dance Info:**

**Info@HappyTimeSquares.org / 603.509.2639**

**Kathowy@metrocast.net / 603.332.9105**


**Banner Info:**

**Banner@HappyTimeSquares.org / 603.509.2639**

**Rochester Community Center**  
**150 Wakefield St. (Rt. 125)**  
**Rochester, NH 03867**



**Door Prizes, 50/50, Refreshments, Fun, & A Happy Time For All!**



# CONCORD COACH

Mailing Address: PO Box 232, Concord, NH 03302-0232  
Banner: Ken & Marge Nesbitt 603-224-0823  
Information & President: Ron Turcotte 603-620-3717

Dancing  
7:30-10:00 pm  
\$6.00 P/P

**Saturday, February 4 - MS w/PLUS**  
**CHRIS PINKHAM** ☐ **JENNIE FRISELLS** ○

*Join us in a Square!!*

Dancing at the HOWARD RECREATIONAL CENTER  
State Office Park South, 99 Pleasant St., Concord, NH

**Celebrating 47 Years of Square Dancing and Friendship**



## Heel & Toe Square Dance Club

Manchester, NH

### Valentine Dance


Saturday, February 18

Jim Mayo Calling  
Bernie Porter Cuing

8:00 - 10:30 pm MS with Plus tips

Bishop O'Neil Youth Center  
30 South Elm St., Manchester, NH

Banner: Erich & Linda Nitzsche (978) 578-1352  
[hntbanner2010@yahoo.com](mailto:hntbanner2010@yahoo.com)



## PRESIDENT'S DANCE

Caller: *Charlie McLeod* ~ Cuer: *Bernie Porter*

Saturday, February 25 ~ 7:30 - 10 pm ~ MS/PL

Mason Town Hall, Valley Rd (Rte 123) Mason, NH 03048

Banner: Ken & Marge Manwiller 603-878-1718 ~ [www.wolfrockers.com](http://www.wolfrockers.com)



## BRADFORD COUNTRY SQUARES

February 19 - SUNDAY

Kearsarge Regional Elementary School, Old Warner Rd, Bradford NH

"Luv Ya"

\$6.00 per person  
Under 16: \$3.00  
Under 12: free

1:00 - 1:30 Early Rounds ~ 1:30 - 4:00 CLASS

Jay Silva ☐ Phil Gatchell ○



Questions? Warren Sherburne - 603-863-6394 or Dawn Baker - 603-456-3837 ~ Co-Presidents  
Brent & Reggie Scudder - 603-763-0187 ~ Banners/Contracts

[bradfordcountrysquaresnh@yahoo.com](mailto:bradfordcountrysquaresnh@yahoo.com)

[www.bradfordcountrysquares.freeservers.com](http://www.bradfordcountrysquares.freeservers.com)

*A honeymoon is a vacation a man  
takes before going to work for a new boss.*

# MAINE



## SAGE Swingers

Sunday, February 12 - 2:00 to 4:30 pm with Early Rounds at 1:30

Class

Caller: **Al Hipkins** - Cuer: **Betty Ann Brown**

Brunswick Junior High School, 65 Columbia Avenue, Brunswick ME

[sageswingers@squaredanceme.us](mailto:sageswingers@squaredanceme.us)

<http://sage.squaredanceme.us>



EDSARDA  
NSARDA  
No Banner Raids

WOODEN FLOOR  
SOFT SOLED  
SHOES PLEASE

## NUBBLE LIGHTHOUSE KEEPERS

Sundays - February 5, 12, 19 & 26

Class: 6:30 - 7:30 \$5pp ~ Dance 7:30 - 9:30 ~ MS/PL \$5pp

CALLER - CUER: Joe Casey

WELLS ACTIVITY CENTER

113 Sanford Rd, RT 109 off RT 1 Wells, ME



INFO: John & Edna 207-985-8521 ~ Ruth 207-363-2774 ~ Ken & Denise 207-608-1333

Website: [nubblelighthousekeepers.sq dancerme.us](http://nubblelighthousekeepers.sq dancerme.us) e-mail: [nubblesdc@aol.com](mailto:nubblesdc@aol.com)



## Skip & Betty Ann Brown

Members of CALLERLAB & ROUNDALAB - BMI/ASCAP Licensed

Wednesday - 1-8-15-22-29 - "Let's Dance" - Ph III & IV Rounds - Westbrook, ME

Friday (10 am) - 3-10-17-24 - "Let's Dance" - Ph III Waltz Class - Portland

Friday - 3-10-17-24 - Shaker Valley - Phase II/III Round Dance Class -

Beginner Square Dance Class - PLUS Dance - Alfred, ME

Feb 12 - SAGE Swingers - Basic - Brunswick, ME - Betty Ann w/Al Hipkins

Feb 18 - Mix 'n Mingle - M & P - Scarborough, ME - Both

Nov 2-4 - "A Touch of Class" - Phase III/IV Rounds - Rindge, NH

[Betty Ann with Marilyn Rivenburg]

104 Brighton Avenue - Portland, ME 04102 - (207) 773-1826

E-Mail - [ICall@maine.rr.com](mailto:ICall@maine.rr.com)

## PLUS, ADVANCED & CHALLENGE Diagram Books from ED FOOTE

5 books available: Plus, A1 & A2 (both in 1 book), C1, C2, C-3A. Each book diagrams all calls for the indicated program from a variety of positions, also includes helpful hints for dancing the calls. Books are 8½ x 11 with spiral binding; laser printing provides clear, sharp images. The most complete diagram books for Plus, Advanced and Challenge available today.

Cost: \$19.50 per book includes shipping. (Canada add \$1.00.)

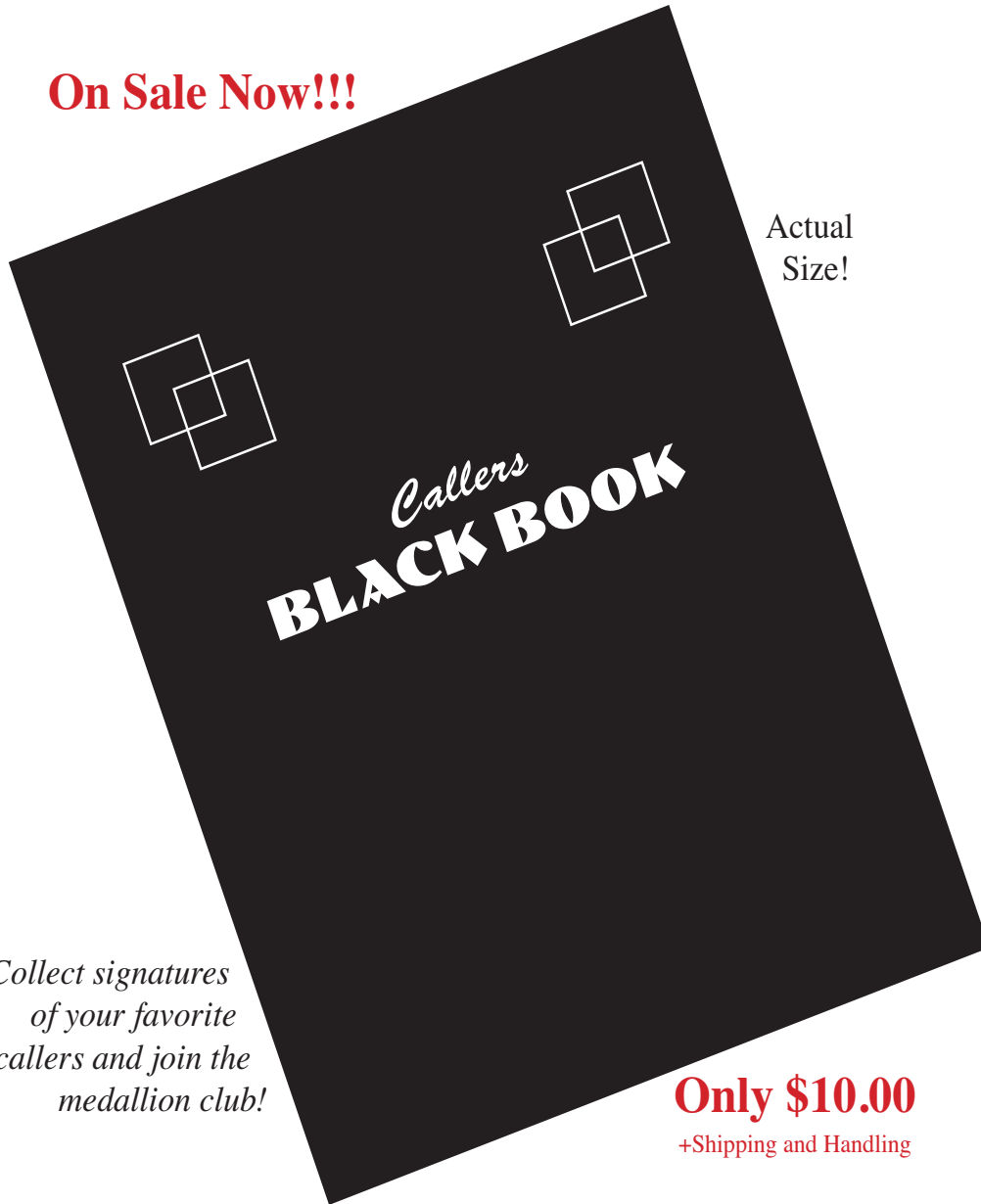
Order from: Ed Foote, 140 McCandless Pl., Wexford PA 15090

*Moderate: A someone who makes enemies left and right.*



*The Callers*  
**BLACK BOOK**

**On Sale Now!!!**



Actual  
Size!

*Collect signatures  
of your favorite  
callers and join the  
medallion club!*

**Only \$10.00**  
+Shipping and Handling

**ORDER ONLINE AT [WWW.KENRITUCCI.COM](http://WWW.KENRITUCCI.COM)**



**For More Information Contact:**

**Ken Ritucci**

132 Autumn Road, West Springfield, Ma 01089  
413-262-1875 • [ken@kenritucci.com](mailto:ken@kenritucci.com)  
[www.kenritucci.com](http://www.kenritucci.com)

# DANCES

Ads which are listings are not duplicated in the dance or workshop listings.

**\*\* Always check the display ads for detail information. \*\***

Wed	1	Great Plain Squares	Needham MA	Butler / Gatchell or Cohen	PL
Fri	3	Shaker Valley Squares	Alfred ME	S Brown / B A Brown	PL
Sat	4	Concord Coach Squares	Concord NH	Pinkham / Frisella	MS w/PL
		Great Plain Squares	Needham MA	Butler / Porter	CLASS
		Hayloft Steppers	Sturbridge MA	Sprague / King	MS & PL
Sun	5	Nubble Lighthouse Keepers	Wells, ME	Casey / Casey	MS & PL
Wed	8	Great Plain Squares	Needham MA	Butler / Gatchell or Cohen	PL
Fri	10	Shaker Valley Squares	Alfred ME	S Brown / B A Brown	PL
		Square Wheelers	Acton MA	Schell / MacDougall	MS & PL
Sat	11	Happy Time Squares	Rochester NH	Bull / Horlor	ER, MS w/ PL tips
		Sutton Country Squares	Sutton MA	McGovern / Reardon	MS & PL
		Tech Squares	Cambridge MA	/ Maguire	
Sun	12	Nubble Lighthouse Keepers	Wells, ME	Casey / Casey	MS & PL
		Sage Swingers	Brunswick, ME	Hipkins / Brown	ER, CLASS
Wed	15	Great Plain Squares	Needham MA	Butler / Gatchell or Cohen	PL
Fri	17	Shaker Valley Squares	Alfred ME	S Brown / B A Brown	PL
		Square Riggers	Westwood MA	Trapp / Gatchell	MS & PL
Sat	18	Fairs 'n Squares	Framingham MA	McCue / Cohen	CLASS
		Heel & Toe	Manchester NH	Mayo / Porter	MS w/PL
		Mix 'n Mingle	Scarsborough ME	S Brown / B A Brown	MS & PL
Sun	19	Bradford Country Squares	Bradford NH	Silva / Gatchell	ER, CLASS
		Hayloft Steppers	Sturbridge MA	Mager	A1
		Nubble Lighthouse Keepers	Wells, ME	Casey / Casey	MS & PL
Wed	22	Great Plain Squares	Needham, MA	Butler / Gatchell or Cohen	PL
Fri	24	Shaker Valley Squares	Alfred ME	S Brown / B A Brown	PL
Sat	25	Hayloft Steppers	Sturbridge MA	Stratton / Clarke	MS & PL
		7 Hills Promenaders	Worcester MA	Fellegy	C-1 & C-2
		Wolf Rockers	Mason NH	McLeod / Porter	MS & PL
Sun	26	Nubble Lighthouse Keepers	Wells, ME	Casey / Casey	MS & PL
Wed	29	Great Plain Squares	Needham, MA	Butler / Gatchell or Cohen	PL

Bachelder, Don.....	23	Majestic Badge.....	24
Bradford Country Squares.....	26	Northeast Callers School.....	9
Brown, Skip & Betty Ann.....	27	Nubble Lighthouse Keepers.....	27
Callers Black Book.....	28	Palomino Records.....	10
Century Club.....	21	Rouff, Al.....	3
Claudia's Western Shoppe.....	13	Rudebock, Tom.....	18
Concord Coach.....	26	SAGE Swingers.....	27
Corben Geis "The Mascot with the Ascot".....	14	Square Dance Foundation of New England.....	6
Ed Foote Books.....	27	Square Riggers.....	23
Fairs 'n Squares.....	21	Square Wheelers.....	24
Great Plain Squares.....	23	Sturbridge Stampede.....	22
Happy Time Squares.....	25	Sutton Country Squares.....	21
Hayloft Steppers.....	24	Tumbling Leaves Festival.....	24
Heel & Toe.....	26	Wolf Rockers.....	26
Maguire, Birgit & Richard.....	21		

# WORKSHOPS

## Wednesday

1-8-15-22-29	S & BA Brown	Westbrook ME	Ph 3 & 4	RO
	Great Plain Squares	Needham MA	Class	SQ
	Riverside Squares	Danvers MA	MS Class, PL	SQ
	Seven Hills (Rouff)	Worcester MA	C	SQ

## Thursday

2-9-16-23	Fairs 'n Squares	Framingham MA	Class, Club	SQ
-----------	------------------	---------------	-------------	----

## Friday

3-10-17-24	S & BA Brown (10 AM)	Portland ME	Ph 3 Waltz	RO
	Browns (Shaker Valley)	Alfred ME	Beg Sqs, Ph 2 & 3	SQ & RO

## Sunday

5-12-19-26	Nubble Lighthouse Keepers	Wells, MA	CLASS	SQ
------------	---------------------------	-----------	-------	----

## Tuesday

7-14-21-28	B & R Maguire	Sturbridge MA	Rumba Ph 3 & 4, all rhythms Ph 4 & 5	RO
	Square Riggers	Natick MA	Rounds, Beginners, PL	SQ & RO

